


C.W. NIELSEN MFG. CORP.



BADGES
SHIELDS
INSIGNIA
"The Solid Back"

TABLE OF CONTENTS

GENERAL INFORMATION	pages 1-3
STARS	pages 4-12
WREATHS	page 12
STANDARD BADGES & SHIELDS	pages 11-24
THE "C" SERIES BADGES	pages 24-29
PANELS	page 30
SEALS	page 31
NAMEPLATES & INSIGNIA	page 32
POCKET I.D. AND EMBEDMENTS	page 33
CASES & ACCESSORIES	page 34
CUSTOM BADGES	page 35 (Back Cover)
CUSTOM MEDALS	page 35 (Back Cover)

INTRODUCTION

C.W. Nielsen Mfg. offers a full line of badges, shields, insignia, nameplates and cases. We know that we make the best badges and welcome your comparison with any other maker.

C.W. Nielsen Mfg. with its 40 years of experience has always produced a superb badge. All our badges come with a solid back.* Our tooling has been designed with the solid back in mind so there is no unnecessary bulkiness. The lettering in either Roman or Block is flawlessly and evenly spaced. It is beautiful in its interpretation. When hard enamels are requested, the glass in the letters is flush with the panel's surface giving the badge added esthetic appeal. Our badges are highly polished yet the background detail is still extremely sharp and clear. The final finishing is matchless in luster and brilliance.

Three generations of Niensens have been interested and involved in maintaining this superiority of product. Tools and routines in the manufacturing of badges have changed but making a badge of classic quality still requires a conscientious and traditional craftsmanship. A fine badge and a genuine concern for the interests of the people using them have always been the principal foundations of our business.

The badges illustrated in this catalog are badges that use stock tooling to create a custom piece.

The catalog is divided into several sections so that you will be able to pick the area of your interest easily.

In ordering a badge you are creating a custom product by the choices that you make. It is important that you read the **GENERAL INFORMATION SECTION on pages 2 and 3** in order to understand our badges.

Remember that your badge is created by us on a custom basis and will take normally 4 to 6 weeks to manufacture.

C.W. Nielsen Mfg. prides itself in not only creating custom badges from stock tooling but also making the finest totally custom badges.

BADGE ILLUSTRATIONS ARE IN ACTUAL SIZE.**EACH ILLUSTRATION HAS A SHORT DESCRIPTION.**

(STANDARD SEALS ARE NOT MENTIONED IN THE DESCRIPTION.)

*The N-107A, C-1B, C-12, & C-11 come with shell back standard but may be ordered with solid back at no additional charge. N-68, N125A, BP113 & BP113EO shell back only.

GENERAL INFORMATION.....

C.W. NIELSEN MFG. HAS BEEN EXCLUSIVELY MAKING BADGES FOR OVER FORTY YEARS. THE PRIDE OF THREE GENERATIONS IS REFLECTED IN OUR QUALITY AND OUR SERVICE.

Nielsen Mfg. makes completely custom badges and center pieces in addition to our regular line of customized badges. We will create the artwork for these custom items from your drawing. Artwork that leads to the manufacture of the finished badges by Nielsen Mfg. is furnished on a no charge basis. Tooling that is made for custom badges and seals is purchased by the customer. It is the customer's property. It is usually kept in the possession of Nielsen Mfg. There is no charge for this custodial service. This policy insures competitive prices and continued quality on future orders.

Nielsen Mfg. maintains files on its previous orders. If you have questions about what was furnished in the last year, we are able to accommodate you. However, a file search will delay your order.

Due to the custom nature of our badges changes and cancellations cannot be made once an order has begun.

Nielsen Mfg. guarantees badges, shields and insignia for two years except in cases of abuse. We guarantee all attachments for 10 years. Proof of purchase is required.

THE SOLID BACK BADGE.....



**Whether dapped, shaped, or flat,
all Nielsen Badges, unless noted,
come with a solid back.**

BADGE CARE.....

The badges pictured in this catalog are typical of the quality that the people at Nielsen Mfg. with their skill and concern make. You can maintain the beautiful appearance of your badge with very little effort.

Your badge is an emblem of your service. It deserves the same consideration and respect that you do. A badge that is well cared for will last a long time.

Your badge has been hand polished and either electro-plated or in the case of Alloy G, Alloy S, Maxi Gold, & Noble Tone coated with a clear coat. Electro-plating is a chemical process by which a thin layer of metal is deposited onto an object. The materials used to color the letters, center pieces and badge backgrounds range from paints to plastics to hard enamels. Although these materials are durable they will be damaged if carelessly handled. Any abrasive, from a red rough polishing cloth to a gritty brass cleaner, will help destroy the finish of your badge. The badge is already beautifully polished. All you want to do is take the surface grease and dirt off your badge. Use a soft cotton cloth and a household degreaser like ammonia water or a window cleaner to clean your badge.

Your badge and its excellent appearance will last a long time if you take common-sense precautions in avoiding abrasives and careless use.

GENERAL INFORMATION, SPECIFICATIONS AND ORDERING YOUR BADGE.....

All Nielsen Badges are made to order. We manufacture badges for individuals as well as entire departments.

There are several decisions to be made when you order.

1. **STYLE:** Choose the badge style from the catalog.

2. **FINISH:** There are several different finishes available. They are:

NICKEL PLATE: A silver colored finish. It has a slight yellow cast to the silver color. Nickel plate will tarnish with age.

RHODIUM PLATE: Rhodium is a very high quality bright silver color plating. Rhodium is an element within the Platinum metal group. It will not tarnish and it is extremely durable.

GOLD PLATE: Our regular gold plate is a deposit of 24 karat gold. Although it is durable it will wear with age.

MAXI-GOLD: Maxi-Gold is a heavy fusion of 24 karat gold plate sealed with an excellent lacquer. This durable finish is our premium Gold plate finish.

GOLD FILLED: A veneer of karat gold mechanically bonded to a brass base. This finish is second only to solid gold in quality.

NOBLE TONE: Noble Tone uses both Rhodium and Gold plate to create a two tone effect. Available on all badge styles. The finish is protected by an excellent clear lacquer. Alloy G & Alloy S Noble Tone combinations can be supplied on 'C' series badges only.

G on S: Rhodium badge with Gold plate panels.

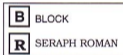
S on G: Gold plate badge with Rhodium panels.

ALLOY G: A non precious metal that is gold in color. It is not plated. The golden color is throughout the badge.

ALLOY S: A non precious metal that is silver in color. It is not plated. The silver color is throughout the badge.

Both Alloy G & S are coated with a clear lacquer to protect the finish.

3. **LETTERING:** Lettering is the next decision. All custom lettering within reason that is engraved on your badge is included in the price. Nielsen Mfg. letters all its badges with computerized engraving machines. This insures you evenly spaced lettering of uniform depth. You can choose either Block or Seraph Roman style letters.



Each section on the badge where lettering can be engraved has a name. These sections are usually arranged around a seal or center piece. They are:

EXTRA TOP PANEL
TOP PANEL
TOP CIRCLE
(seal or center piece)
BOTTOM CIRCLE
BOTTOM TAB or PANEL
EXTRA TAB or PANEL

COLOR: Black, blue, red and green are the most popular lettering colors. Standard enamel paint is used to color the letters on Nickel, Gold and Rhodium plate badges. Hard enamel is baked glass enamel. The hard enamel in the letters is stoned flush with the surface of the badge. This process that creates highly reflective permanent color is entirely done by hand. Hard enamel letters are standard on Maxi-Gold, Noble-Tone and Gold Filled badges and Alloy G & S. Standing letters are a popular custom feature especially on C Series badges. The letters are raised metal. They are usually standing in a field of colored enamel.

4. **CENTER SEAL:** Uncolored or what is referred to as plain seals are standard on all badges. Besides seals and insignia as centers, raised numbers are also available. Colored and full color seals are extra cost options on Nickel, Gold and Rhodium plate badges. They are standard on Maxi-Gold, Noble-Tone, Gold Filled, and Alloy G & S.

5. **ATTACHMENTS:** How the badge will be used will determine the attachment. The attachment is included in the cost of the badge. The attachments are illustrated below:



Money clip and wallet clip badges are flat. Other badges are dapped or shaped unless you specify the badge flat.

Other extra cost options available on Nielsen badges are: Colored badge background • A tab or small panel that is not standard on a badge style • A full size panel that is not standard on a badge style • Custom lettered center pieces • Gold plated centers on Rhodium or Nickel badges • Rhodium plated centers on Gold plated badges • Engraving on the back of badges • Second line engraving.



5-300
ROMAN HARD ENAMEL LETTERS
CALIF. EXTRA LG.
TYPE A, FULL COLOR SEAL
ALLOY B



5-304
BLOCK STANDARD LETTERS
WA, FULL COLOR TYPE UG SEAL
RHODIUM



5-309C
ROMAN HARD ENAMEL LETTERS
RHODIUM



5-308B
BLOCK HARD ENAMEL LETTERS
OREGON EXTRA LARGE TYPE C SEAL
ALLOY G



N-916A
ROMAN HARD ENAMEL LETTERS
ALLOY G



N-141
ROMAN HARD ENAMEL LETTERS
ALLOY G



5-430
HARD ENAMEL ROMAN LETTERS
MINE-GOLD

ALL BADGES ON PAGES 4-35
ARE SHOWN ACTUAL SIZE.

ALL ILLUSTRATIONS ON PAGES 4-35 IN THIS
CATALOG ARE EXAMPLES OF STOCK
DESIGNS & CAN BE CHANGED.



N-140
BLOCK STANDARD LETTERS
GOLD PLATE



N-145
BLOCK HARD ENAMEL LETTERS
MATT GOLD



N-149
ROMAN HARD ENAMEL LETTERS
COLORED BACKGROUND
RHODIUM



N-154
BLOCK STANDARD LETTERS
GOLD PLATE



N-155
ROMAN HARD ENAMEL LETTERS
GOLD PLATE



N-154
BLOCK STANDARD LETTERS
GOLD PLATE



N-30
BLOCK HARD ENAMEL LETTERS
RHODIUM



N-36
ROMAN HARD ENAMEL LETTERS
RHODIUM



5-300
ROMAN HARD ENAMEL LETTERS
ALLOY G



5-350A
BLOCK HARD ENAMEL LETTERS
GOLD PLATE



N-148
BLOCK HARD ENAMEL LETTERS
WA. FULL COLOR TYPE US SEAL
RHODIUM



N-116
BLOCK HARD ENAMEL LETTERS
RHODIUM



N-130
BLOCK STANDARD LETTERS
RHODIUM



N-147
BLOCK STANDARD LETTERS
GOLD PLATE



N-147M
ROMAN HARD ENAMEL LETTERS
GOLD/SILVER NOBLE TONE



N-147A
BLOCK STANDARD LETTERS
NICKEL PLATE



N-147S
BLOCK STANDARD LETTERS
RHODIUM



N-147D
BLOCK STANDARD LETTERS
SILVERGOLD



N-100A
ROMAN HARD ENAMEL LETTERS
NO GREAT SEAL
ALLOY G



N-103
BLOCK STANDARD LETTERS
RHODIUM



N-100
BLOCK STANDARD LETTERS
GOLD PLATE



N-100B
ROMAN HARD ENAMEL LETTERS
MARK GOLD



N-103
BLOCK HARD ENAMEL LETTERS
GOLD PLATE



N-100A
BLOCK HARD ENAMEL LETTERS
MARK GOLD




N-105A
BLOCK STANDARD LETTERS
RHODIUM



N-111
BLOCK HARD ENAMEL LETTERS
RHODIUM



N-100AS
ROMAN HARD ENAMEL LETTERS
ALLOY G



N-117
BLOCK STANDARD LETTERS
WASH. C.W.P. TYPE SEAL,
RHODIUM/GOLD PLATE SEAL



N-179
BLOCK HARD ENAMEL LETTERS
GOLD PLATE



N-180
BLOCK HARD ENAMEL LETTERS
GOLD PLATE



N-38
BLOCK STANDARD LETTERS
RHODIUM



N-178A
BLOCK STANDARD LETTERS
RHODIUM



N-180A
BLOCK STANDARD LETTERS
GOLD PLATE



N-118M
BLOCK STANDARD LETTERS
RHODIUM




N-120
BLOCK STANDARD LETTERS
RHODIUM



NK-2
ROMAN & BLOCK STANDARD LETTERS
GOLD PLATE




NK-1
BLOCK STANDARD LETTERS
APPLIED CORNER NUMBERS
RHODIUM




N-1814
BLOCK HARD ENAMEL LETTERS
RHODIUM




N-1814S
BLOCK STANDARD LETTERS
GOLD PLATE



N-1817
BLOCK HARD ENAMEL LETTERS
GOLD PLATE



NK-3
ROMAN HARD ENAMEL LETTERS
ILLINOIS STATE SEAL
ALLOY G



N-118
BLOCK HARD ENAMEL LETTERS
RHODIUM




N-118
BLOCK HARD ENAMEL LETTERS
RHODIUM



N-118S
ROMAN HARD ENAMEL LETTERS
SILVER / GOLD ENAMEL TONE



N-118A
ROMAN HARD ENAMEL LETTERS
ALLOY G



N-178
ROMAN HARD ENAMEL LETTERS
RHODIUM



N-70N
BLOCK HARD ENAMEL LETTERS
GOLD PLATE



N-155A
BLOCK HARD ENAMEL LETTERS
GOLD PLATE



N-70S
BLOCK HARD ENAMEL LETTERS
GOLD PLATE



S-300F
ROMAN HARD ENAMEL LETTERS
NV GREAT SEAL
ALLOY G



N-70M
BLOCK HARD ENAMEL LETTERS
GOLD PLATE



N-140A
BLOCK HARD ENAMEL LETTERS
CALIF. GREAT SEAL
ALLOY G




N-185
ROMAN HARD ENAMEL LETTERS
NM GREAT SEAL
ALLOY G



N-186
ROMAN HARD ENAMEL LETTERS
NM GREAT SEAL
ALLOY G



N-111S
BLOCK HARD ENAMEL LETTERS
RHODIUM



N-140B
BLOCK HARD ENAMEL LETTERS
GOLD PLATE



N-147N
BLOCK HARD ENAMEL LETTERS
GOLD PLATE



NK-4
BLOCK STANDARD LETTERS
RHODIUM



N-178A
BLOCK STANDARD LETTERS
GOLD PLATE



N-188
ROMAN HARD ENAMEL LETTERS
RHODIUM



N-188A
BLOCK HARD ENAMEL LETTERS
GOLD PLATE



N-106A
BLOCK HARD ENAMEL LETTERS
RHODIUM



SP-88
BLOCK STANDARD LETTERS
RHODIUM



N-187
ROMAN HARD ENAMEL LETTERS
ID GREAT SEAL
ALLOY G STAR/ALLOY 5 RING



N-20AT
BLOCK STANDARD LETTERS
RHODIUM



53-68
BLOCK HARD ENAMEL LETTERS
GOLD PLATE



NK-15
BLOCK HARD ENAMEL LETTERS
RHODIUM



BP-1315
BLOCK HARD ENAMEL LETTERS
RHODIUM



N-20
BLOCK STANDARD LETTERS
RHODIUM

Available with either blue or black color behind star. Not available with seal. Area behind star is solid and filled with color.



N-7AT
BLOCK STANDARD LETTERS
RHODIUM

BP-113EO
BLOCK STANDARD LETTERS
SHELL BACK ONLY
RHODIUM



BP-113
BLOCK STANDARD LETTERS
GOLD PLATE SHELL BACK ONLY
RHODIUM



BP-113EO & BP-113 Available with 1/2" #, an engraved panel or an N-12 panel (pg. 30)



N-100
BLOCK HARD ENAMEL LETTERS
RHODIUM



WR-4-1475C
BLOCK HARD ENAMEL LETTERS
GOLD PLATE



L-01
AVAILABLE WITH
OR WITHOUT LEAVES
5 THRU 5 SILVER STARS
BLOCK HARD ENAMEL LETTERS
PWT TYPE-A SEAL
GOLD PLATE



SS-8
BLOCK HARD ENAMEL LETTERS
GOLD/SILVER NOBLE TONE



N-184
BLOCK STANDARD LETTERS
RHODIUM



WR-4
CAN FIT ONE TO THREE
10" NUMBERS OR LETTERS
GOLD PLATE



WR-2
STANDARD BLOCK LETTERS
GOLD PLATE



WR-1
STANDARD BLOCK LETTERS
GOLD PLATE



WR-3
CAN FIT ONE TO THREE
3/4" NUMBERS OR LETTERS
GOLD PLATE



N-1074
BLOCK HARD ENAMEL LETTERS
SHELL BACK STANDARD
OPTIONAL SOLID BACK AT NO ADDITIONAL CHARGE
ALLOY G



N-171
BLOCK HARD ENAMEL LETTERS
PHOENIX



N-171S
BLOCK STANDARD LETTERS
PHOENIX



N-98
BLOCK STANDARD LETTERS
GOLD



N-107
FICMAN HARD ENAMEL LETTERS
SILVERGOLD NOBLE TONE



N-106
BLOCK STANDARD LETTERS
PHOENIX



N-108
BLOCK STANDARD LETTERS
COLORED BACKGROUND
GOLD PLATE



N-40
BLOCK HARD ENAMEL LETTERS
2 LINE BOTTOM PANEL
MAXI GOLD



N-53
GOLD/SILVER NOBLE TONE
FICMAN HARD ENAMEL LETTERS



N-108
BLOCK STANDARD LETTERS
PHOENIX



N-126A
BLOCK HARD ENAMEL LETTERS
MARI GOLD



N-42
BLOCK STANDARD LETTERS
GOLD PLATE



N-941
BLOCK STANDARD LETTERS
GOLD PLATE



N-55
BLOCK STANDARD LETTERS
RHODIUM



N-128
ROMAN HARD ENAMEL LETTERS
RHODIUM



N-81
BLOCK HARD ENAMEL LETTERS
GOLD PLATE



N-54
BLOCK STANDARD LETTERS
RHODIUM



N-100
BLOCK STANDARD LETTERS
GOLD PLATE



N-31
BLOCK STANDARD LETTERS
RHODIUM



N-192
BLOCK STANDARD LETTERS
GOLD PLATE



N-53
BLOCK STANDARD LETTERS
RHODIUM



N-21A
BLOCK STANDARD LETTERS
GOLD PLATE

N-48
BLOCK STANDARD LETTERS
RHODIUM



B-129
BLOCK STANDARD LETTERS
RHODIUM



N-401
BLOCK STANDARD LETTERS
RHODIUM



N-1
BLOCK HARD ENAMEL LETTERS
RHODIUM



BP-151
BLOCK HARD ENAMEL LETTERS
GOLD PLATE



N-124
BLOCK HARD ENAMEL LETTERS
CUSTOM SEAL
RHODIUM/WOOD SEAL



N-20
ROMAN STANDARD LETTERS
RHODIUM



N-27
BLOCK HARD ENAMEL LETTERS
GOLD PLATE



N-25
BLOCK HARD ENAMEL LETTERS
NY TYPE A SEAL
GOLD PLATE



N-25
BLOCK HARD ENAMEL LETTERS
GOLD PLATE



N-7
BLOCK STANDARD LETTERS
GOLD PLATE



N-56
BLOCK HARD ENAMEL LETTERS
RHODIUM



N-55
BLOCK HARD ENAMEL LETTERS
GOLD PLATE



N-37
BLOCK STANDARD LETTERS
GOLD PLATE



N-55
ROMAN HARD ENAMEL LETTERS
GOLD PLATE



N-127
BLOCK STANDARD LETTERS
GOLD PLATE



N-82
BLOCK STANDARD LETTERS
RHODIUM



N-85
BLOCK STANDARD LETTERS
NY TYPE A SEAL
RHODIUM



N-24
BLOCK HARD ENAMEL LETTERS
GOLD PLATE



N-78
BLOCK STANDARD LETTERS
RHODIUM



N-66
BLOCK HARD ENAMEL LETTERS
GOLD PLATE



N-88P
BLOCK HARD ENAMEL LETTERS
RHODIUM



N-82A
BLOCK STANDARD LETTERS
RHODIUM



N-56A
BLOCK STANDARD LETTERS
GOLD PLATE



N-80
BLOCK STANDARD LETTERS
GOLD PLATE



N-61
BLOCK STANDARD LETTERS
RHODIUM



N-3
BLOCK HARD ENAMEL LETTERS
GOLD PLATE



N-3A
BLOCK STANDARD LETTERS
GOLD PLATE



N-18
BLOCK STANDARD LETTERS
RHODIUM



N-54
BLOCK STANDARD LETTERS
RHODIUM



N-6
BLOCK STANDARD LETTERS
RHODIUM



N-5
ROMAN HARD ENAMEL LETTERS
RHODIUM



N-21
BLOCK STANDARD LETTERS
GOLD PLATE



N-23
BLOCK STANDARD LETTERS
GOLD PLATE



N-104
ROMAN STANDARD LETTERS
RHODIUM



N-6A
BLOCK STANDARD LETTERS
GOLD PLATE



N-36
BLOCK STANDARD LETTERS
RHODIUM



N-2
BLOCK STANDARD LETTERS
GOLD PLATE



N-22
BLOCK STANDARD LETTERS
GOLD PLATE



N-2
BLOCK STANDARD LETTERS
RHODIUM



N-6A
BLOCK HARD ENAMEL LETTERS
ALLOY 5



N-43
ROMAN HARD ENAMEL LETTERS
GOLD PLATE



N-33
BLOCK STANDARD LETTERS
TYPE A W/ SEAL
GOLD PLATE



N-45
BLOCK STANDARD LETTERS
WA-WIP-TYPE SEAL
RHODIUM PLATE



N-68
BLOCK STANDARD LETTERS
RHODIUM



N-129
BLOCK STANDARD LETTERS
GOLD PLATE



N-26
BLOCK STANDARD LETTERS
MC TYPE A SEAL
RHODIUM



N-191
BLOCK STANDARD LETTERS
RHODIUM



N-84
ROMAN HARD ENAMEL LETTERS
GOLD PLATE



N-89
BLOCK STANDARD LETTERS
RHODIUM



N-46
BLOCK HARD ENAMEL LETTERS
GOLD PLATE



N-34
BLOCK HARD ENAMEL LETTERS
GOLD PLATE



N-98
BLOCK STANDARD LETTERS
RHODIUM



N-75
BLOCK STANDARD LETTERS
RHODIUM



N-79
BLOCK STANDARD LETTERS
GOLD PLATE



N-69
BLOCK STANDARD LETTERS
RHODIUM



N-87
BLOCK STANDARD LETTERS
RHODIUM
N-87 DOES NOT HAVE A SEAL



N-83
BLOCK STANDARD LETTERS
RHODIUM



N-47
ROMAN HARD ENAMEL LETTERS
GOLD PLATE



N-30
BLOCK STANDARD LETTERS
RHODIUM



N-51
BLOCK STANDARD LETTERS
10" NUMBERS IN CENTER
RHODIUM



N-122
BLOCK HARD ENAMEL LETTERS
GOLD PLATE



N-179C
BLOCK HARD ENAMEL LETTERS
RHODIUM



N-112
BLOCK HARD ENAMEL LETTERS
GOLD PLATE



N-115
BLOCK STANDARD LETTERS
RHODIUM



N-84
BLOCK HARD ENAMEL LETTERS
GOLD PLATE



N-10
BLOCK STANDARD LETTERS
CHRISTIAN CROSS (7-14), CENTER
GOLD PLATE



N-77
BLOCK STANDARD LETTERS
RHODIUM



N-8
BLOCK STANDARD LETTERS
GOLD PLATE



N-29
BLOCK STANDARD LETTERS
RHODIUM



N-30
BLOCK STANDARD LETTERS
GOLD PLATE



N-100
ROMAN HARD ENAMEL LETTERS
RHODIUM



N-11
BLOCK HARD ENAMEL LETTERS
CUSTOM CENTER
GOLD PLATE



N-19
BLOCK STANDARD LETTERS
1/2" NUMBERS IN CENTER
RHODIUM



N-82
BLOCK STANDARD LETTERS
RHODIUM



N-82E
ROMAN HARD ENAMEL LETTERS
1/2" NUMBERS IN CENTER
RHODIUM



N-15
BLOCK STANDARD LETTERS
GOLD PLATE



N-14
BLOCK STANDARD LETTERS
GOLD PLATE


N-14, N-15, N-16, N-17 SEALS CANNOT BE CHANGED



N-16
BLOCK STANDARD LETTERS
GOLD PLATE



N-17
BLOCK STANDARD LETTERS
GOLD PLATE



N-81
ROMAN HARD ENAMEL LETTERS
ALLOY G



N-74
BLOCK STANDARD LETTERS
RHODIUM



N-9
BLOCK STANDARD LETTERS
GOLD PLATE



N-8A
BLOCK HARD ENAMEL LETTERS
GOLD PLATE

*N-81 & N-74 DO NOT HAVE SEALS



NP-112
BLOCK STANDARD LETTERS
GOLD PLATE

BP-112, N-71, N-72, N-73
AVAILABLE WITH 1/2" #5, AN ENGRAVED
PANEL OR AN N-12 PANEL (PC, 30)



N-120 A
STANDARD BLOCK LETTERS
CUSTOM SEAL
GOLD PLATE
*AVAILABLE SHELL BACK ONLY



N-73
HARD ENAMEL BLOCK LETTERS
COLORED BKGD BEHIND 1/2" NUMBERS
RHODIUM



N-72
NY SHIELD
BLOCK STANDARD LETTERS
RHODIUM



N-715
NJ SHIELD
GOLD PLATE



N-725
NY SHIELD
GOLD PLATE



N-719
NJ SHIELD
RHODIUM



N-725
NY SHIELD
RHODIUM



N-735
RHODIUM

THESE MINATURE
SHIELDS ALL
SEEN PICTURED
WITH STANDARD
BLOCK LETTERS



N-71

NL SHIELD
BLOCK STANDARD LETTERS
RHODIUM



N-88
BLOCK STANDARD LETTERS
AVAILABLE WITH 1/2" #5
N-12 PANEL (PC, 30) OR
ENGRAVED PANEL
RHODIUM



N-80A ROMAN HAIR ENAMEL LETTERS
STATE OF N.Y. FC SEAL-30" #5
GOLD PLATE



N-123
BLOCK STANDARD LETTERS
AVAILABLE WITH 1/2" #5,
N-12 PANEL (PC, 30) OR
ENGRAVED PANEL
GOLD PLATE



N-83
BLOCK STANDARD LETTERS
AVAILABLE WITH 1/2" #5,
N-12 PANEL (PC, 30) OR
ENGRAVED PANEL
N-779 A SEAL
GOLD PLATE



N-66
N.Y. CAP BADGE: NOBLE
SHELL BACK ONLY

N-66, N-66N-55, N-102, N-67, & N-101 AVAILABLE WITH EITHER
N-12 PANEL, 1/2" # 6, OR ENGRAVED PANEL



N-68
TN. CAP BADGE
STANDARD LETTERS
NON-ENGRAVED PANEL
RHODIUM



N-55
N.J. CAP BADGE: RHODIUM



N-102
BLOCK HARD ENAMEL LETTERS
N-12 PANEL
SILVER-GOLD NOBLE TONE



N-67
BLOCK HARD ENAMEL LETTERS
N-12 PANEL
RHODIUM PLATE



N-17
AVAILABLE WITH 1/2" # 6,
N-13 PANEL, (P.C. 28)
OR ENGRAVED PANEL,
HARD ENAMEL,
GOLD PLATE



N-101
BLOCK STANDARD LETTERS
RHODIUM



N-148
BLOCK STANDARD LETTERS
GOLD PLATE

N-101
BLOCK STANDARD LETTERS
G1 TYPE, A EXTRA LG SEAL
RHODIUM





N-136
BLOCK HARD ENAMEL LETTERS
SHOWN WITH I.D. SEAL
ALSO MAIL WITH MEDIUM SEAL. SPECIFY
RHODIUM



N-135A
SHOWN WITH STANDING BLOCK LETTERS
W/ GREAT SEAL. FULL COLOR
ALLOY & BRASS
ALLOY G PANELS



N-135
SHOWN WITH STANDING
CUSTOM ENGRAVING PANELS
CUSTOM SEAL
ALLOY G



C-8
ROMAN HARD ENAMEL LETTERS
3/8" NUMBERS. RHODIUM



C-6
BLOCK HARD ENAMEL LETTERS
GOLD PLATE



N-12A
BLOCK STANDARD LETTERS
RHODIUM



N-12
AVAILABLE WITH N-12 PANEL (PG. 20)
OR ENGRAVED PANEL
GOLD PLATE



N-32
BLOCK HARD ENAMEL LETTERS
GOLD PLATE



N-1355
ROMAN HARD ENAMEL LETTERS
ALLOY G



N135 SA
BLOCK HARD ENAMEL LETTERS
RHODIUM



N-136
ROMAN HARD ENAMEL LETTERS
CALIF. GREAT SEAL
ALLOY G PANELS/ALLOY 5 BADGE



C-7M
ROMAN HARD ENAMEL LETTERS
NV GREAT SEAL
ALLOY G



N-42 AI
BLOCK HARD ENAMEL LETTERS
ALLOY G



N-136A
BLOCK HARD ENAMEL LETTERS
RHODIUM



N-9285
BLOCK STANDARD LETTERS
1/4" NUMBERS
GOLD PLATE



N-425
BLOCK HARD ENAMEL LETTERS
RHODIUM



N-944
BLOCK STANDARD LETTERS
RHODIUM



N-42A
BLOCK HARD ENAMEL LETTERS
GOLD PLATE



C-21

ROMAN HARD ENAMEL LETTERS
ALLOY S BADGE/ALLOY G PANELS

C-22

ROMAN HARD ENAMEL LETTERS
ALLOY G BADGE/ALLOY S PANELS
Available with silver blue, black, green or red color coats.

C-10M

ROMAN HARD ENAMEL LETTERS
GOLD PLATE

C-19, C12, C18

SHELL BACK

Standard may be ordered
solid back at no
additional charge

C-19

ROMAN HARD ENAMEL LETTERS
NC GREAT SEAL
ALLOY G

C-11B

BLOCK HARD ENAMEL LETTERS
ALLOY G PANELS/ALLOY S BADGE

C-7A

ROMAN HARD ENAMEL LETTERS
MT GREAT SEAL
ALLOY G

C-20

ROMAN HARD ENAMEL LETTERS
ALLOY G PANELS/ALLOY S BADGE

C-118

ROMAN HARD ENAMEL LETTERS
ALLOY S PANELS/ALLOY G BADGE

C-128

ROMAN HARD ENAMEL LETTERS
ALLOY G PANELS/ALLOY S BADGE



C-1
BLOCK HARD ENAMEL LETTERS
FLA GREAT SEAL
RHODIUM



C-1 STYLE LHW
FORMER HARD ENAMEL LETTERS
STATE OF PENNSYLVANIA FULL COLOR SEAL
ALLOY G



C-2
BLOCK HARD ENAMEL LETTERS
RHODIUM

THE "C" SERIES

"C" SERIES BADGES HAVE THEIR PANELS AND SEALS APPLIED SEPARATELY TO THE BADGE BODIES. THE BADGES SHOWN IN THIS SECTION SHOW THE MOST POPULAR PANEL LAYOUTS.

C.W. NIELSEN MFG. WILL CREATE CUSTOM PANEL CONFIGURATIONS TO CUSTOMER'S SPECIFICATIONS FOR AN ADDITIONAL CHARGE.

NOBLE-TONE (TWO TONE) BADGES IN THE "C" SERIES CAN BE ORDERED IN EITHER ALLOY S OR ALLOY G COMBINATION OR PLATED GOLD AND RHODIUM.



C-1
WITH STANDING BLOCK LETTERS
ON TOP PANEL & SEAL PANEL GOLD PLATE



C-2
STANDING LETTERS ON TOP PANEL & SEAL PANEL
CALIF. GREAT SEAL
RHODIUM



STANDING LETTERS ARE A POPULAR FEATURE ON C-SERIES BADGES. THERE IS A CHARGE FOR CUSTOM STANDING PANELS.

C-1
WITH STANDING LETTERS
ON ALL PANELS & MISSOURI GREAT SEAL
ALLOY G



C-2 STYLE SHF
ROMAN HARD ENAMEL LETTERS
SILVER/GOLD NOBLE TONE

C-1/STAR
WITH N TO STAR
OTHER STARS AVAILABLE IN 152, N-126, N-160, N-180A. SPECIFY
FORMER HARD ENAMEL LETTERS
GOLD/SILVER NOBLE TONE





C-11 HARD ENAMEL BLOCK LETTERS
PROGRAM



C-11 STYLE LHW
ROMAN HARD ENAMEL LETTERS
TEXAS 65 STYLE SEAL
MAX GOLD



C-11 ROMAN HARD ENAMEL LETTERS
ALLOY G PANELS/ALLOY G BASE

THE C-11 PICTURES ILLUSTRATE
ALL THE STANDARD PANEL SETUPS AVAILABLE
ON C-1, C-11, C-12, C-14



C-11 SHELL BACK
STANDARD
MAY BE ORDERED
SCULPTED BACK AT NO
ADDITIONAL CHARGE

C-11 STYLE LH
BLOCK HARD ENAMEL LETTERS
ALLOY G



C-11 STYLE W
ROMAN HARD ENAMEL LETTERS
CUSTOM CENTER
ALLOY G



C-10 BLOCK HARD ENAMEL LETTERS
RIBBON




C-10 STYLE SHW
ROMAN HARD ENAMEL LETTERS
RIBBON



C-10 SHOWN WITH
ALL STANDARD ROMAN PANELS
& WA CRESCENT SEAL
MAX GOLD



C-105 HARD ENAMEL BLOCK LETTERS
GOLD PLATE



C-12
ROMAN HARD ENAMEL LETTERS
WA (4) FC SEAL, RHODIUM

C-12 BADGES COME SHELL BACK
STANDARD SIZE MAY BE ORDERED SOLED BACK
AT NO ADDITIONAL CHARGE



C-12 STYLE SH
ROMAN HARD ENAMEL LETTERS
NO GREAT SEAL
ALLOY G PANELS
ALLOY S BADGE



C-12 STYLE LH
BLOCK HARD ENAMEL LETTERS
ALLOY S



C-13
ROMAN HARD ENAMEL LETTERS
GOLD PLATE



C-13 STYLE W
BLOCK HARD ENAMEL LETTERS
WA, WSP SEAL
RHODIUM



C-13
BLOCK HARD ENAMEL LETTERS
RHODIUM



C-17
BLOCK STANDARD LETTERS
RHODIUM



C-17
ROMAN HARD ENAMEL LETTERS
SM FLA GREAT SEAL
ALLOY G PANELS
ALLOY S BADGE



C-14
ROMAN HARD ENAMEL LETTERS
NY STYLE SEAL
GOLD PLATE



C-14 STYLE W
BLOCK HARD ENAMEL LETTERS
SILVER/GOLD NOBLE TONE



C-14 STYLE LH
ROMAN HARD ENAMEL LETTERS
GOLD PLATE



C-16
ROMAN HARD ENAMEL LETTERS
CALIF. GREAT SEAL
ALLOY & PANELS
BADGE



C-7 STYLE SH
HARD ENAMEL BLOCK LETTERS
GOLD PLATE



C-7
ROMAN HARD ENAMEL LETTERS
GOLD/SILVER NOBLE TONE



C-15
ROMAN HARD ENAMEL LETTERS
SILVER/GOLD NOBLE TONE



C-15 STYLE CAN
BLOCK HARD ENAMEL LETTERS
RHODIUM

PANELS

CAN BE USED ON MANY BADGE STYLES AT AN ADDITIONAL CHARGE

STANDARD PANELS MOST STANDARD TITLES ARE AVAILABLE. THERE IS A CHARGE FOR CUSTOM PANELS

C.W. NIELSEN MFG. CORP.



C1-TP



WS



C1-TP
BLOCK



C1-TP
ROMAN



WL



C2-TP



C1-2P
BLOCK



C1-2P
ROMAN



C1-2P



C2-2P



C1-2P BLOCK
WITH LG SEAL



C1-2P
ROMAN - MEDIUM SEAL



LH



C2SP



C1T
BLOCK

N-12
STANDING LETTERED PANELS

OFFICER



SH



C2TPU



C2-TP
BLOCK

N-12 PANELS ARE USED
ON THE FOLLOWING
BADGE STYLES:

N-12, N-55, N-66, N-67,
N-68, N-71, N-72, N-73,
N-92, N-92B, N-102,
N-123, N-151, BP-112,
BP-113, BP-113EO

N-12 TITLES (BLOCK ONLY)

MOST STANDARD TITLES AVAILABLE.
OTHER STANDING LETTERS WILL
REQUIRE A NORMAL CHARGE.



SHF



AP



C2-2P
BLOCK

N-13
STANDING LETTERED PANELS

COMMANDER



C1SP



C2T



C2-2P
BLOCK



C1TPU



C1SE



C1T



C1SPA



C1TF



C1T



C1T
BLOCK

N-13
STANDING LETTERED PANELS
(BLOCK LETTERS ONLY)

MOST STANDARD TITLES AVAILABLE.
OTHER STANDING LETTERS WILL
REQUIRE A NORMAL CHARGE.



PA-R

SEALS: Seals are the crests or logos that generally appear in the center of a badge.

There are a vast variety of seals that are available. Many agencies and departments choose to have their crest or logo made into a custom seal. Nielsen Mfg. will put the appropriate size seal on the badge. Unless otherwise specified, that seal will be the largest one that is appropriate for the space provided in the badge.

FULL COLOR SEALS



FCL-LARGE



FC-M MEDIUM



FC-S SMALL

THE MOST
POPULAR
SEALS ARE
FULL
COLOR SEALS



STYLES:



TC-L



TC-S

STATE SEALS ARE ALSO AVAILABLE IN
PLAIN OR ENAMELED BORDER AS SHOWN



NY-A



TEXAS-OS



NJ-A



CA-A

DEPENDING ON
YOUR REGION OF
THE COUNTRY
OTHER
VARIETIES OF
STATE SEALS
ARE AVAILABLE



NV



MD



CA



NV



GREAT SEALS ARE ALSO AVAILABLE FOR SEVERAL STATES

THE ABOVE ARE EXAMPLES OF CUSTOM
LOGOS THAT NIELSEN MFG HAS MADE

C.W. NIELSEN MFG. CORP.

OTHER STOCK SEALS



F298-L



F298-M

H-8 FULL
COLOR ONLYH-4 FULL
COLOR ONLY

F-403



F-347



L-241



H-14



H-7
CENTER MAY BE
CHANGED
BOTTOM HALF
CIRCLE CAN
BE ENGRAVED



H-9



H-8



H-10



H-15



H-6



F-298



H-16



H-17



BAR 1



BAR 2



BAR 3



BAR 4



BAR 5



BAR 6

EXPLORER
BAR

BAR 7



BAR 8

STAR BAR
AVAILABLE IN 1 TO 5 STARS



STAR BAR

4-BAR

SB-1

SB-2

SB-3

SB-4

SB-5

NP1L KIRK GLENN

NP1L
BRUSHED

HOWARD ERN

NP1 BILL DAWSON

NP1
BRUSHED

PHIL HARPER

NP15 LIEUTENANT

NP15
BRUSHED

LAURA COMYNS

NP2P RICK HALL

THE ABOVE NAMEPLATES ARE SHOWN IN BRUSH FINISH. ALL
NAMEPLATES CAN BE CHECKED IN BRUSHED FINISH. SPECIFY

NP2 LEON BLANTON

NP-SC

NP3 CHIEF
JEFF CANTON"SERVING SINCE"
BAR AVAILABLE FOR NP1, NP1L, NP12

NP4TS PAUL STEELE

NP5 DAWN MONTALTO

TIE BARS

NP500S SERGEANT



NP600

NP550 DAN FREEZE



NP600C

NP8 R. RADLEY

COLLAR INSIGNIA CUT-OUT
LETTERS

NP8L JOSHUA SPENGLER

S.F.D.

ESB

1 1/2" F300 SERIES

3/8" F600 SERIES

THESE INSIGNIA ARE AVAILABLE IN 3/8" AND 1/2" SIZE.
AVAILABLE WITH OR WITHOUT PERIODS.

NP90 PETER MAY



F313



F312

NP9 J. McNAIR, JR.





C1-SP



C2-SP

NP12 RODNEY GILMOOR

CUSTOMIZED POCKET I.D. HOLDER



Any Nielsen Mfg. badge can be affixed to our Lexion holder. The holder fits into a breast pocket. Further personalize the Pocket I.D. badge with a nameplate.

LUCITE EMBEDMENTS

Lucite Embedments make excellent recognition awards.

C.W. Nielsen Mfg. Corp. offers a wedge embedment with either a colored bottom or back and one nameplate.

Choose the badge style of your choice for this distinctive award presentation.





CASE-4
RECESSED WALLET

RECESSED CASES & RECESSED WALLET ARE AVAILABLE FOR MOST BADGE STYLES. WE RECOMMEND A WALLET CLIP ATTACHMENT FOR THIS APPLICATION.



CASE-7
RECESS #7

CASE 7 - ONE I.D. WINDOW
THE BADGE IS MOUNTED ON A RECESS FLAP FOR BROADCAST POCKET DISPLAY



CASE-11 I.D. CASE
FOLD OVER CASE WITH I.D. WINDOW
4-1/2" x 3"



CASE-2
RECESS BADGE / I.D. CASE
RECESS CASE



CASE-1
3-5/8" x 2"
CASE 1, M. & S. ARE FOLD OVER CASES WITH SNAP CLOSURES



CASE-M
2-3/8" x 2-1/4"



CASE-S
2-1/2" x 2"

CLIP ON BADGE HOLDERS ARE IDEAL FOR BELT USE
ALL CASES ARE LEATHER



CASE-1
RECESS BADGE / I.D.
RECESS CASE, PAD STYLE



COH-1



COH-3



COH-2

C.W. NIELSEN MFG. CORP.

Law Enforcement Catalog 901

MEDALS



NIELSEN CUSTOM AND COMMEMORATIVE BADGES
Nielsen Mfg. will create a totally custom badge. One that your department will be proud to wear!
SHOWN: Prince George's Co. 2001 Inauguration.
Reproduced with permission.



M4
GOLD PLATE
CROSS COLOR CAN BE CHANGED



M6
GOLD PLATE
CROSS COLOR CAN BE CHANGED



M2
GOLD PLATE
CROSS COLOR CAN BE CHANGED



M7
GOLD PLATE



M3
GOLD PLATE
CROSS COLOR CAN BE CHANGED



M1
RHODIUM



M5
GOLD PLATE
CROSS COLOR CAN BE CHANGED
*with blue ribbon (medal of honor) available

C.W. NIELSEN MFG. CORP.

102 Sears Road
CHEHALIS INDUSTRIAL PARK
P.O. BOX 826

CHEHALIS, WA 98532

Contact us with your requirements:

TEL: 1-800-426-6048

(360) 748-8835

FAX: (360) 748-3511

www.cwnielsenmfg.com